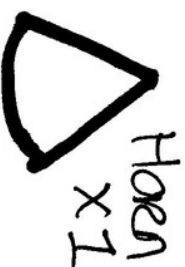

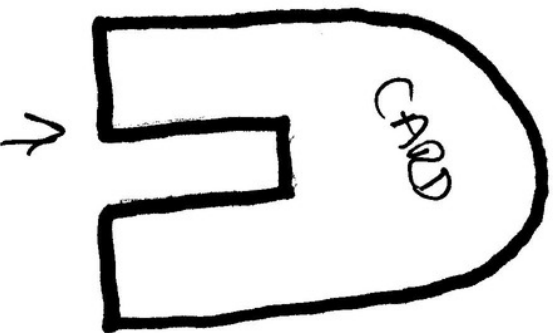


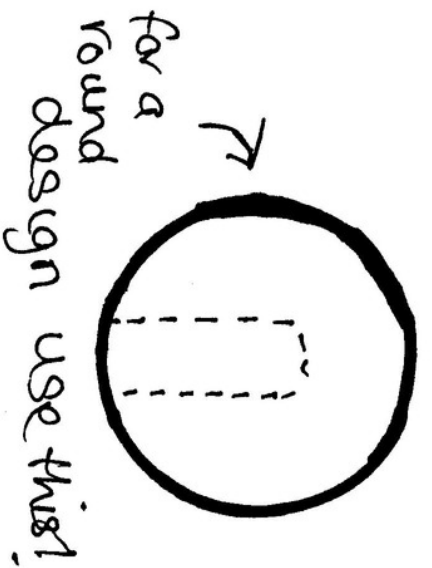


* PENCIL TOPPER *

you will also need

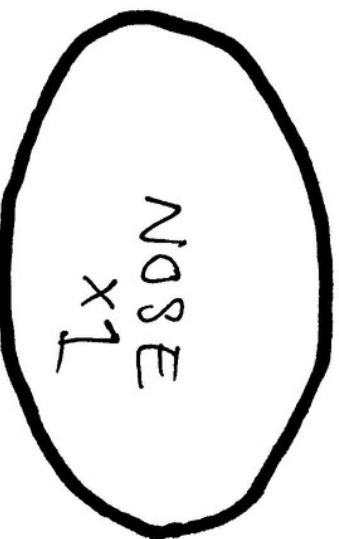
- 2 eyes
- 2 sequins or beads
- Ribbon, wool.



As many as needed to match pencil width

* NOTEBOOK *

outer + inner cover
x2
#16 NOTEBOOK
(Trace your own
book if
needed.)
you can make this
with Felt +
a needle + thread
tool.



you will also need.
- wool. 2 Eyes. 2 buttons or beads
- Ribbon.